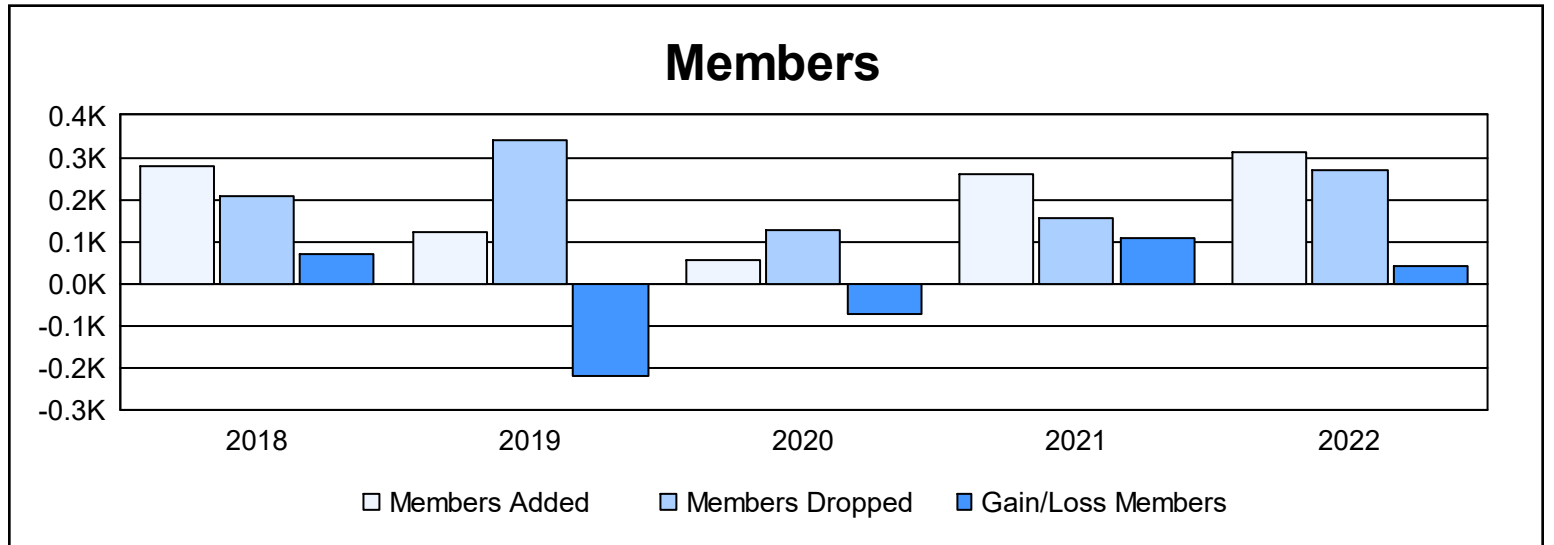
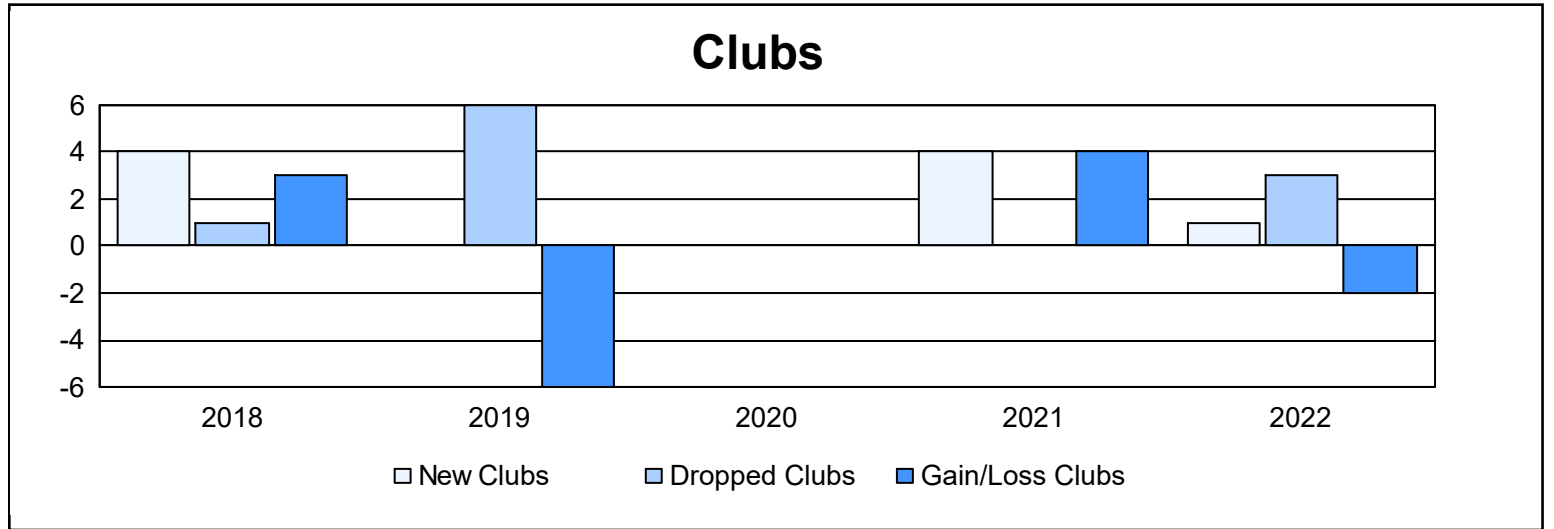
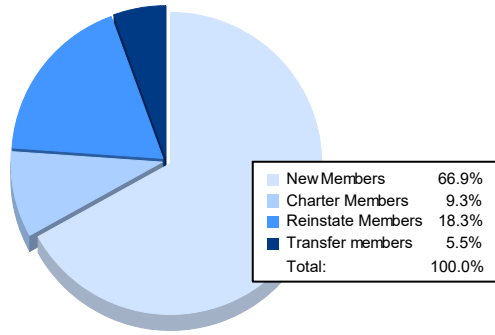


| Year           | New Clubs | Dropped Clubs | Gain/ Loss Clubs | New Members | Charter Members | Reinstate Members | Transfer Members | Total Member Added | Total Members Dropped | Gain/ Loss Members |
|----------------|-----------|---------------|------------------|-------------|-----------------|-------------------|------------------|--------------------|-----------------------|--------------------|
| 2017-2018      | 4         | 1             | 3                | 137         | 118             | 23                | 3                | 281                | 209                   | 72                 |
| 2018-2019      | 0         | 6             | -6               | 76          | 2               | 39                | 5                | 122                | 341                   | -219               |
| 2019-2020      | 0         | 0             | 0                | 44          | 0               | 7                 | 3                | 54                 | 128                   | -74                |
| 2020-2021      | 4         | 0             | 4                | 140         | 110             | 8                 | 1                | 259                | 153                   | 106                |
| 2021-2022      | 1         | 3             | -2               | 208         | 29              | 57                | 17               | 311                | 268                   | 43                 |
| <b>Average</b> | <b>2</b>  | <b>2</b>      | <b>0</b>         | <b>121</b>  | <b>52</b>       | <b>27</b>         | <b>6</b>         | <b>205</b>         | <b>220</b>            | <b>-14</b>         |



### Membership Composition June 2022 Cumulative



### Gender Composition June 2022 Cumulative

